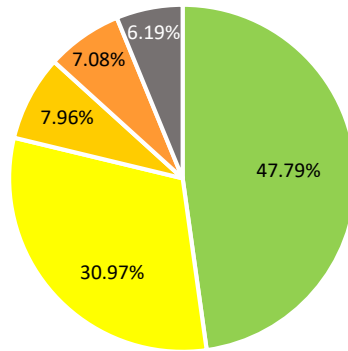
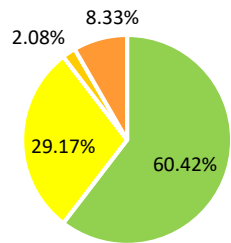


- P1 max
- I1 max
- I1 mand
- I1 max + mand
- P1 max + I1

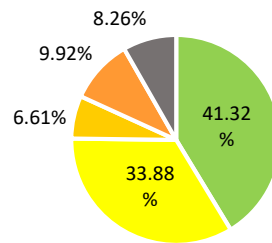
All breedtypes



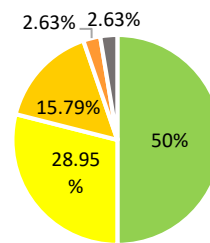
Skulltype 1 + 2



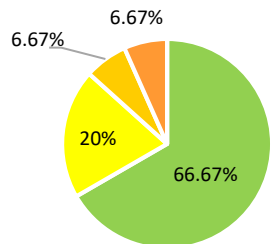
Skulltype 3



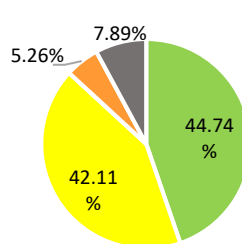
Skulltype 4 + 5



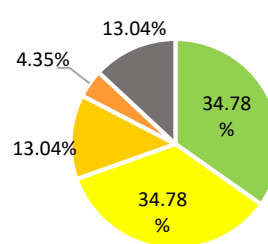
Giant



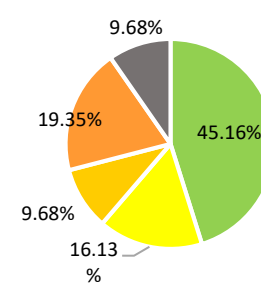
Large



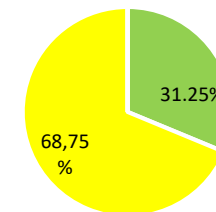
Medium



Small



Toy



PERMANENT DENTITION. First erupting elements of the permanent dentition established based on exact emergence data of 210 (48%) of all investigated puppies, with puppies with censored data omitted and ensuring an equal number of puppies per breed size and skull type. Emergence started with the maxillary first premolars, maxillary first incisors, and mandibular first incisors. The mutual ratio changed to some extent, depending on breed size or skull type.